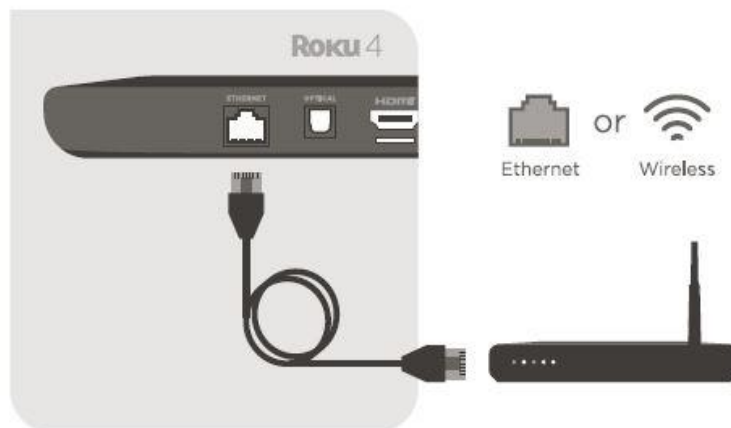


Roku 4 (Model 4400) - Setup Instructions



Connect your player

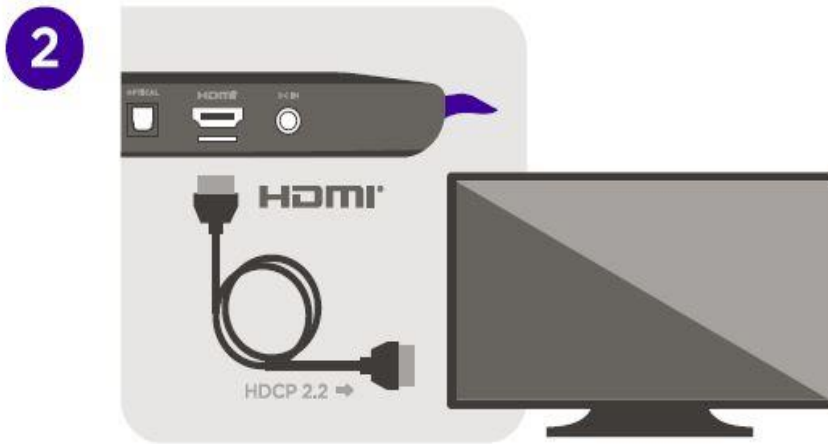
1



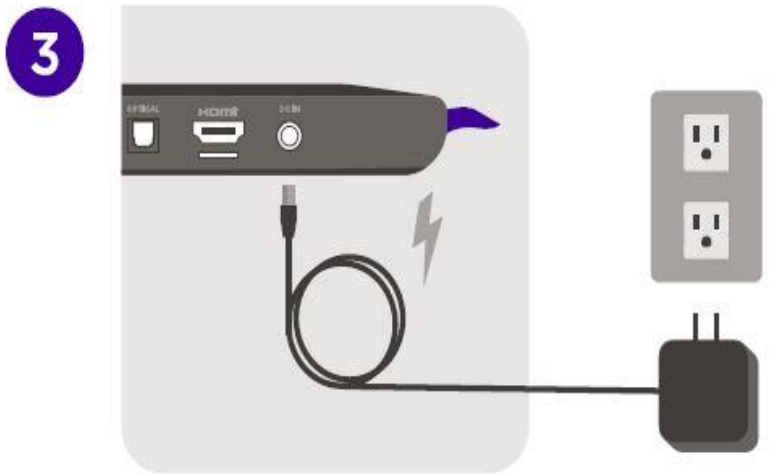
First, if you're going to connect to the internet via a wired connection, connect an Ethernet cable to the Ethernet port on the back of the Roku 4.

- If you're connecting wirelessly, just proceed

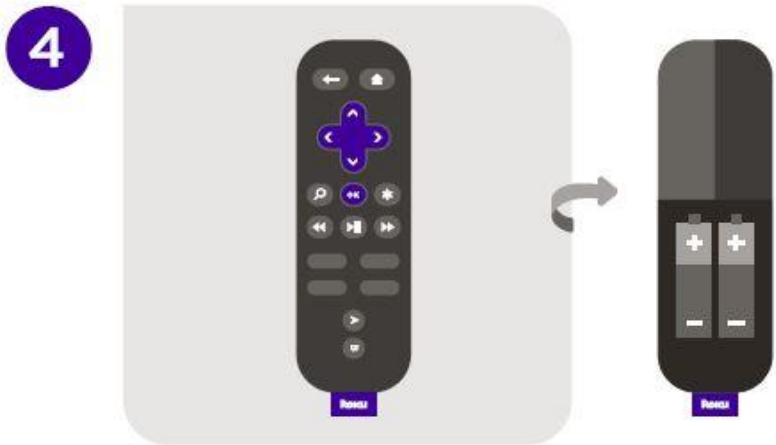
to the next step.



Next, connect the HDMI cable to the HDMI port on the back of the Roku 4, and connect the other end of the HDMI cable to an available HDMI port on your TV.



Now, connect the Power Adapter into the Roku 4, then plug the adapter into a power outlet.



Insert the batteries into the Roku 4 Remote.

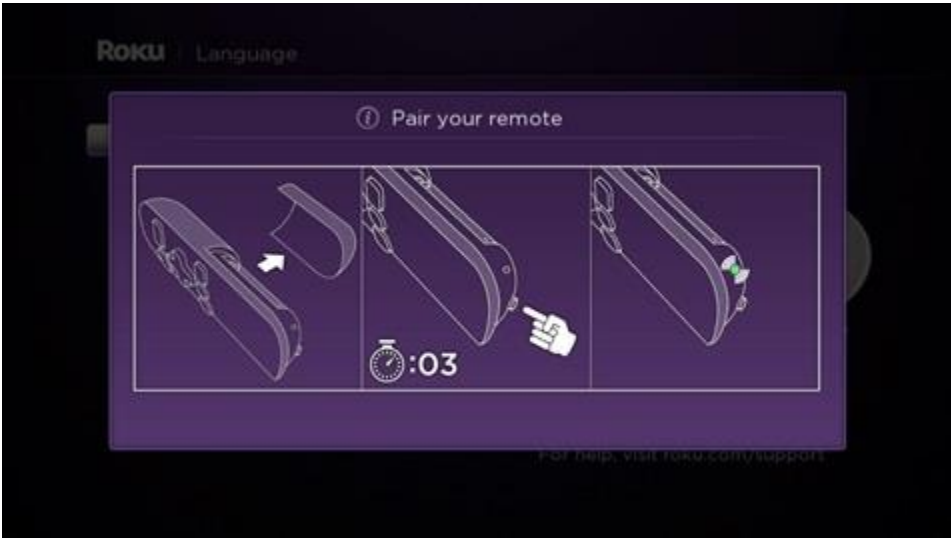
- Ensure the batteries are correctly oriented



When you see the Roku logo on your screen, you can proceed to the next steps below.

Onscreen setup













Roku | Activate your Roku

Activate your Roku to access



1,500+ streaming channels
200,000+ movies and TV episodes

Here's how

From your PC, phone, or tablet go to:
www.roku.com/link

Then, enter this code:
ZKVTC

Once done, this screen will automatically update (press * for help)

Online account setup

Roku

Let's Link To Your Roku Account

Don't have an account? No problem.

Please enter the link code from your TV.

Submit

[Help](#) | [Terms and Conditions](#) | [Privacy Policy](#) | [Disclaimer \(EN\)](#)

Let's Link To Your Roku Account

Do you have a Roku account?

[No, I need to create one](#)

[Yes, I already have one](#)

Welcome To Your Roku Account

Progress ● ○ ○ ○ ○ ○

Sign in to your Roku account

Remember me

[Sign in](#) [Forgot password?](#)

Create a Roku account

A Roku account gives you access to an amazing selection of movies, TV shows, music and more from the Roku Channel Store.

[Create account](#)

Create a Roku account easily. Simply provide:

- 1. Your contact information
- 2. A payment method for Chrome Store purchases (that'll only be charged for purchases you authorize)

Choose Your PIN Preferences

Setting a Personal Identification Number (PIN) and preference gives you full control when adding channels and making purchases using your Roku account.

- A PIN is required when using your Roku account to make purchases or add any item from the Channel Store.
- A PIN is required only when using your Roku account to make purchases.
- A PIN is not required when using your Roku account to make purchases.

Save Changes

Cancel

Provide Payment Information

Progress ●●●●●

Roku is packed with hundreds of free channels. Adding a payment method now lets you easily watch your favorites on demand, or try popular streaming channels.

Payment Method

Quick / Credit Card   

Debit

Month Year

Billing Address Information



Roku

Add Some Channels To Your Account

Progress ●●●●●

For your convenience, listed below are some of our most popular free and paid options. But remember, many more are also available in the Roku Channel Store.

Movies & TV



Music



Summary

Amazon Video	Free
Hulu	Free
Google Play Movies & TV	Free
HBO NOW	Free
SHOWTIME	Free
ACORN TV	Free
CBS All Access	Free
SHUDDER	Free
VUDU	Free
Sling TV	Free
Total	\$0.00

Roku

Now This is TV™

Channels See what's on

Choose your plan

You're Done!

Check out Free Movies, TV, and Music offers from Roku Channel partners.

Go to offers

While your device is connecting, take advantage of these great deals.



Prime Instant Video
30-day free trial
Watch anywhere, anytime.

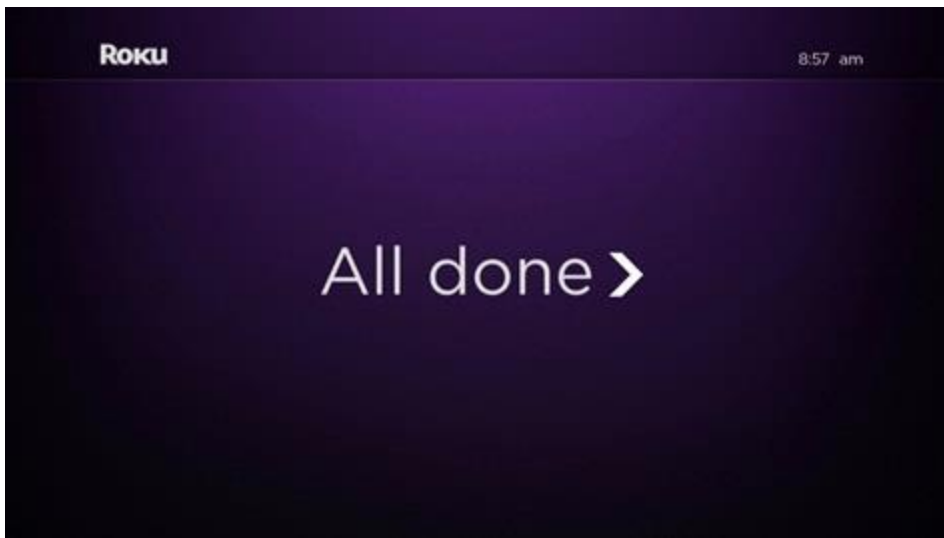
Start your 30-day free trial

Return >

amazon

Enjoy unlimited instant streaming of movies and TV shows. Anywhere, anytime.





select different model start over